





Power Miser Fan Series



**TranTorque Fitting** locks tight on motor shaft, no set screws to loosen and allows easy change-out of blade and motor



**Composite Blades** offer multi-wing design, cast aluminum hub and individual replacement blades



Performance You Can Count On

# Direct Drive Fans for Performance Second to None.

## Built for Life. Built to Last.

Engineered for a unique combination of aerodynamic detailing with high efficiency, long-life and worry-free performance

## 12" to 24" Direct Drive Fans

### Power Miser Fan Series

**Features:**

- Matching blades and energy-efficient motors provide maximum CFM/watt of electrical power
- Unique four-point stainless steel motor mount design provides minimum air restriction and vibration-free performance
- Custom 230 volt PSC motors with 2 or 3 wire variable speed control option
- Corrosion-resistant molded fiberglass construction
- Poly discharge cones for ultimate performance
- Sloped housing design sheds moisture
- Powder coated guard screens
- PVC shutters are impact resistant, self-sealing with extruded PVC frames
- Optional winter doors and dual-voltage motors on most models
- Optional white or black colors on PVC louvers (*Ask about the Sable Fan for black interior housing.*)

## Fiberglass Flush-Mount Direct Drive Fans

### FW Fan Series

**Features:**

- Matching blades and energy-efficient motors provide maximum CFM/watt of electrical power
- Unique four-point stainless steel motor mount design provides minimum air restriction and vibration-free performance
- Sealed lifetime lubricated motors with built-in thermal overload protection
- Housing and cone are constructed as one-piece, corrosion-resistant fiberglass
- Sloped wall housing design for easy cleaning and complete condensation drainage
- Interior flush-mount, self-trimming design eliminates obstructions in alleyways
- PVC shutters are impact resistant, self-sealing with extruded PVC frames
- Powder coated guard screen
- Optional wind diverters available

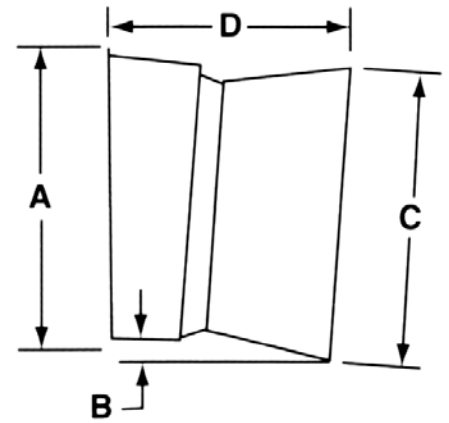


FW Fan Series

Our ventilation experts can also assist with retrofitting an existing or designing a new facility for maximum efficiency.

### Dimensions for Power Miser Fans

	PM-12"	PM-16"	PM-21"	PM-24"
"A"	22.75"	27.25"	31"	33"
"B"	4.75"	5.5"	5.5"	5.5"
"C"	18.5"	24"	28.75"	32"
"D"	32"	34"	35"	38"
Rough Opening	18.5"x 18.5"	23"x 23"	26.5"x 26.5"	29"x 29"



### Models

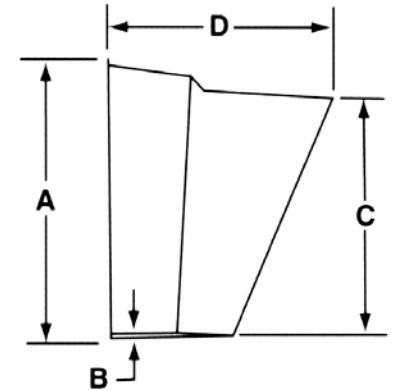
### CFM vs. Static Pressure (Inches WC)

Model	Blade	HP	Voltage	HZ	Phase	0		.05		.10		.15		BESS #
						CFM	Cfm/Watt	CFM	Cfm/Watt	CFM	Cfm/Watt	CFM	Cfm/Watt	
PM12W140MPA	Composite	1/4	230	60	1	1910	9.3	1810	8.8	1720	8.4	1600	7.5	18067
PM16W140MPA	Composite	1/4	230	60	1	3050	12.6	2940	11.9	2790	10.9	2620	10.0	18071
PM21W190LPA	Composite	1/2	230	60	1	5550	14.0	5350	13.1	5170	12.4	4960	11.6	95325
PM24W210MPA	Composite	1/2	230	60	1	6480	14.1	6120	13.2	5710	12.4	5230	11.4	18069

Note: Bess Labs website is [www.bess.uiuc.edu](http://www.bess.uiuc.edu)

### Dimensions for FW Fans

	FW-12"	FW-16"	FW-20"	FW-24"
"A"	20"	22.75"	26.75"	30.25"
"B"	.5"	.5"	.75"	2.5"
"C"	12.25"	16.75"	20.75"	24.5"
"D"	25.5"	25.5"	23"	24.5"
Rough Opening	16"x 16"	19"x 19"	22.5"x 22.5"	26.5"x 26.5"



### Models

### CFM vs. Static Pressure (Inches WC)

Model	Blade	HP	Voltage	HZ	Phase	0		.05		.10		.15		BESS #
						CFM	Cfm/Watt	CFM	Cfm/Watt	CFM	Cfm/Watt	CFM	Cfm/Watt	
FW12W270MPA	Composite	1/4	115/230	60	1	1682	7.3	1608	6.9	1517	6.4	1393	6.0	91103
FW16W270MPA	Composite	1/4	115/230	60	1	3023	8.8	2911	8.4	2793	8.0	2664	7.7	91107
FW20W190LPA	Composite	1/2	230	60	1	4613	10.0	4479	9.7	4320	9.3	4154	8.8	02343
FW24W210MPA	Composite	1/2	230	60	1	5515	11.9	5188	11.4	4802	10.6	4302	9.7	02345

Note: Bess Labs website is [www.bess.uiuc.edu](http://www.bess.uiuc.edu)



Performance You Can Count On  
[www.val-co.com](http://www.val-co.com)

Call your local VAL-CO representative or distributor for more information on this and other fine quality products.

**North America:**  
Phone: 800-99VALCO (800-998-2526)  
Fax: (+1) 419-678-2200  
E-mail: [sales@val-co.com](mailto:sales@val-co.com)

**International:**  
Phone: (+1) 419-678-8731  
Fax: (+1) 419-678-2200  
E-mail: [intl.sales@val-co.com](mailto:intl.sales@val-co.com)